

ENERGY AUDIT REPORT

Of

Dr. B.R AMBEDKAR OPEN UNIVERSITY

G Ram Reddy Marg, Masthan Nagar,

CBI Colony, Jubilee Hills, Hyderabad,

Telangana 500033



Year: 2021-22

Prepared by:

HYM International Certifications Pvt Ltd

P.No. 163A, Flat No. 201,

Addagutta Society, Kukatpally, Hyderabad- 500 077.

Phone: 098661 92420/ 90326 92420 Email: hym@hymcertifications.com

[Handwritten Signature]
Authorized Signatory
Director, CIQA
Dr. B.R. Ambedkar Open University
Hyderabad - 500033



Certificate

HYM International Certifications Pvt. Ltd.

Certified that the Energy Management System of

Dr.B.R. AMBEDKAR OPEN UNIVERSITY

Prof.G. Ram Reddy Marg, Road No.46, Jubilee Hills, Hyderabad - 500 033,
Telangana State, India

has been assessed and found to be in accordance with the requirements of the Energy standards

ISO 50001 : 2018

for the following scope of certification

IMPLEMENTATION OF ENERGY SAVING PRACTICES

Further information about the scope of this certificate and applicability of ISO 50001 : 2018 requirements may be obtained by consulting the organization.

Issue Date : 17/10/2022

1st Surveillance : 16/10/2023

Renewal Date : 16/10/2025

2nd Surveillance : 16/10/2024



Authorized Signature

Certificate No : **En9186414092**

HYM International Certifications Pvt. Ltd.

NOTE: This Certificate is Valid From 17/10/2022 to 16/10/2025

This is an awarded certificate authorized for work by Accreditation Service by Quality Bodies Europe, limited who have assessed H.Y.M International Certifications Pvt. Ltd. against British Standard and in compliance of ISO 17021:2015 "Certification Requirements - Requirements for bodies providing audit and certification of management systems" www.hymercifications.com is for checking the validation of the Certification.

Regd. Office : Plot No. 285C, Adilgutta Society, Opp. JNTU, Hyderabad, Hyderabad - 500 072, Telangana State, India.
E-mail: shw@hymercifications.com, Website: www.hymercifications.com

HYM International Certifications Pvt Ltd

P.No. 163A, Flat No. 201,

Addagutta Society, Kukatpally, Hyderabad- 500 077,

Phone: 098661 92420/ 90326 92420 Email: hym@hymcertifications.com

Date: 15/10/2022

CERTIFICATE

This is to certify that we have conducted **Energy Audit** at Dr. B.R Ambedkar Open University, G Ram Reddy Marg, Masthan Nagar, CBI Colony, Jubilee Hills, Hyderabad, Telangana 500033 in the year 2021-22.

The University has already adopted **Energy Efficient** Practices Like:

- Usage of Energy Efficient LED Fittings
- Maximum Usage of Day Lighting
- Maintenance of Power Factor Close to Utility
- Installation of **2500LPD** Solar Thermal Water Heating System.

We appreciate the support of Management and involvement of faculty and staff members in the process of making the campus Energy Efficient.

For HYM International Certifications Pvt Ltd,

Authorized Signatory 


INDEX

Sr. No	Particulars	Page No
I	Acknowledgement	5
II	Executive Summary	6
III	Abbreviations	8
1	Introduction	9
2	Study of Connected Load	10
3	Study of Present Energy Consumption	11
4	Carbon Foot Printing	13
5	Study of Usage of Alternate Energy	15
6	Study of Usage of LED Lighting	16
7	Recommendation	17

ACKNOWLEDGEMENT

We at HYM International Certifications Pvt. Ltd, Hyderabad, express our sincere gratitude to the management of **Dr B.R Ambedkar Open University, Hyderabad** 500033 was awarding us the assignment of Energy Audit of Dr. B.R Ambedkar Open University, Campus for the year 2021-22.

We are thankful to:

- Prof. K. Seetharama Rao, Vice chancellor
- Dr. A. V. N. Reddy, Registrar
- Prof. P. Madhusudhan Reddy, NAAC Coordinator
- Smt. K. Leela Laxma Reddy, President, Council for Green revolution

We are also thankful to other Staff members for helping us during the field study.

EXECUTIVE SUMMARY

After the field study & analysis, we present here with important observations made during the assignment of Energy Audit.

1. Dr. B.R Ambedkar Open University, Hyderabad Energy in three forms namely: **Electrical Energy, Diesel and LPG**

2. **Present Energy Consumption:**

Parameter /value	Electrical Energy Consumed, kWh	LPG consumed, KG	Diesel consumed, Liters	CO ₂ Emissions, MT
Total	486373	348	1779	357.23
Maximum	42199	43.5	300	38.25
Minimum	31821	14.5	0	23.54
Average	37413	29	148.25	29.76

3. **Energy Conservation Projects already installed:**

- Usage of Energy Efficient LED fittings
- Usage of Maximum Day Lighting
- Maintenance of Good Power Factor close to Utility
- Installation of **2500 LPD Solar Thermal Water Heating System**

4. **Usage of Alternate /Renewable Energy:**

- The University has installed a **2500 LPD Solar Thermal Water Heating System**. The Percentage of usage of Renewable Energy to Annual Energy Demand is **11.35%**.

5. **Usage of LED Lighting:**

The total Annual Lighting Consumption a **2500 LPD** of the University is **110149 Kwh**. The annual LED Lighting Consumption is **76549 kW**. The percentage of annual LED Lighting Usage to Annual Lighting Power requirement is **69.50%**.

6. **Recommendations:**

- It is recommended to Install Roof Top Solar PV Plant
- It is recommended to Replace 50 No's W LED Fittings by 100 W LED Fittings
- Take advantage of Day light
- Get into the Habit of Turning lights off when you leave a room
- Fit External Lights with a Motion Sensor

7. Assumptions:

1. **1 kWh** of Electrical Energy releases **0.9 Kg of CO₂** into atmosphere
2. **1 Kg of LPG** releases **2.93 Kg of CO₂** into atmosphere.
3. **1 Liter of Diesel** emits **2.68 Kg CO₂** into atmosphere.
4. Daily working hours-**7 to 12 Nos.**
5. Annual working Days-**250 to 365 Nos.**
6. Load Factor for use of Solar Thermal Water Heating System:**50%**

8. References:

- For calculation of CO₂ Emissions: *****
- For Energy Saved by Solar Thermal Plant: *****

ABBREVIATIONS

KWh	Kilo Watt Hour
kWp	Kilo Watt Peak
Kg	Kilogram
MT	Metric Ton
CO ₂	Carbon Di Oxide
LPD	Liters per Day
LPG	Liquefied Petroleum Gas
FTL	Fluorescent Tube Light
Qty	Quantity
LED	Light Emitting Diode

CHAPTER-I

INTRODUCTION

1.1 Objectives:

1. To study Connected Load
2. To study present level of Energy Consumption
3. To study the present CO₂emissions
4. To Assess the Various Equipment/Facilities from Energy Efficient Aspects
5. To study usage of Renewable Energy
6. To study various measures to reduce the Energy Consumption

1.2 TableNo1:GeneralDetailsoftheUniversity:

No	Head	Particulars
1	Name of Institution	Dr. B.R. Ambedkar Open University
2	Address	G Ram Reddy Marg, Masthan Nagar, CBI Colony, Jubilee Hills, Hyderabad, Telangana 500033
3	Year of Establishment	1982
4	Academic Programs Offered	200 Plus

CHAPTER-II

STUDY OF CONNECTED LOAD

The Major contributors to the connected load of the University as under:

Table No 2:Equipment wise Connected Load:

No	Equipment	Qty	Load, W/ Unit	Load, kW
1	20 W LED Fittings	1500	20	8
2	36 W LED Fittings	100	28	16.8
3	100W LED Fittings	50	72	13.90
4	Ceiling Fans	800	65	26.65
5	P C	220	135	41.85
6	Printers	52	150	9
7	Split AC-2 TR	70	2750	137.5
8	Centralized A C 50 tons	2	26856	134.3
9	Centralized A C 15 tons	1	16250	93.75
10	Water Pump- 10 HP	3	5595	33.57
11	Water Pump- 7.5 HP	1	2238	6.71
12	Lift	4	6714	20.14
13	Others	60	150	15

We present the above Data in a PIE Chart as under:

Chart No 1: Connected Load:



CHAPTER-III

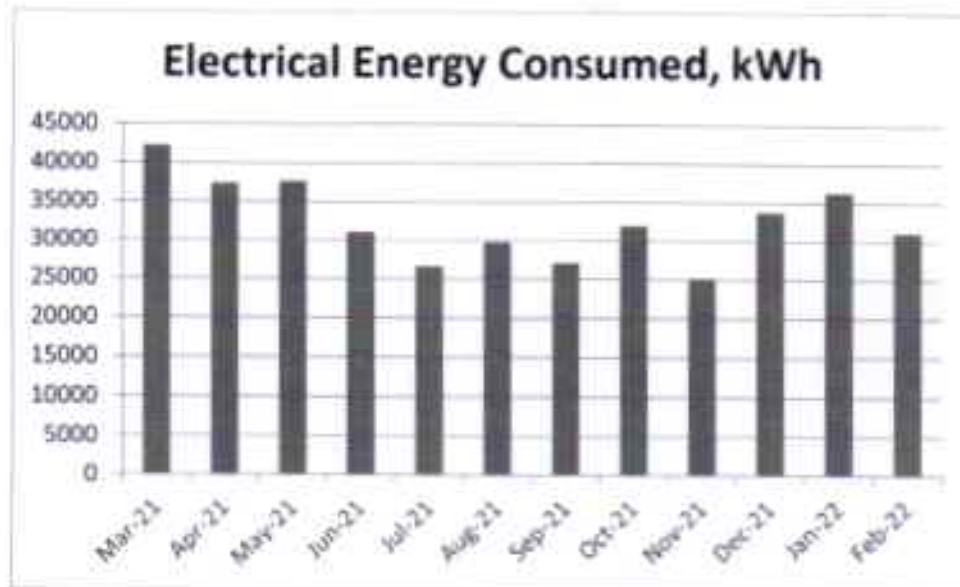
STUDY OF PRESENT ENERGY CONSUMPTION

In this Chapter, We present the analysis of last year Energy Consumption

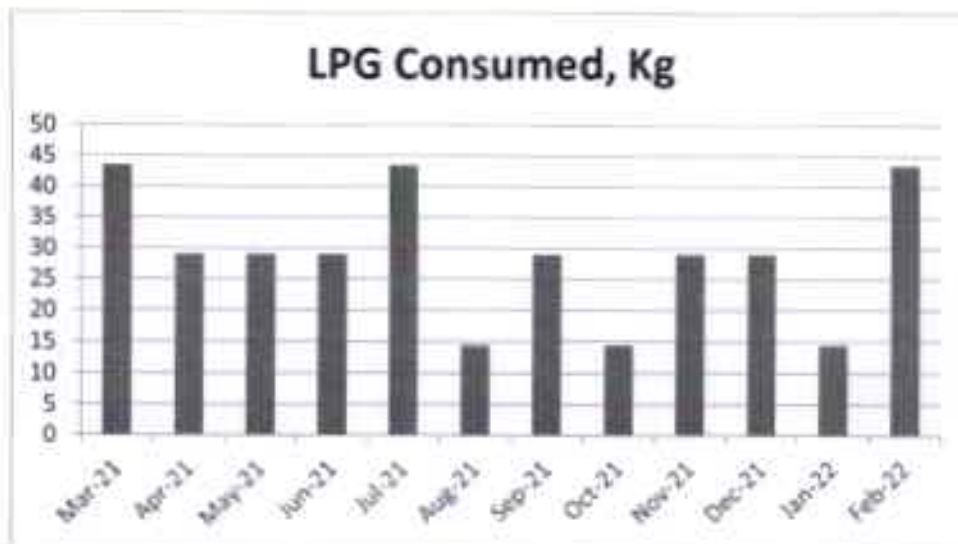
3.1 Table No 3: Study of Electrical Energy. LPG and Diesel Consumption: 2021-22

No	Month	Electrical Energy Consumed, kWh	LPG Consumed, Kg	Diesel Consumed, Liters
1	Mar-21	42199	43.5	50
2	Apr-21	37387	29	120
3	May-21	37640	29	300
4	Jun-21	31821	29	25
5	Jul-21	37734	43.5	32
6	Aug-21	38033	14.5	300
7	Sep-21	36659	29	52
8	Oct-21	38361	14.5	300
9	Nov-21	34227	29	300
10	Dec-21	33120	29	0
11	Jan-22	39775	14.5	300
12	Feb-22	42318	43.5	0
13	Mar-22	37099	28	300
14	Total	486373	348	1779
15	Maximum	42199	43.5	300
16	Minimum	31821	14.5	0
17	Average	37413	29	148.25

3.2 To Study the Variation of Monthly Electrical Energy Consumption: Chart No: 2

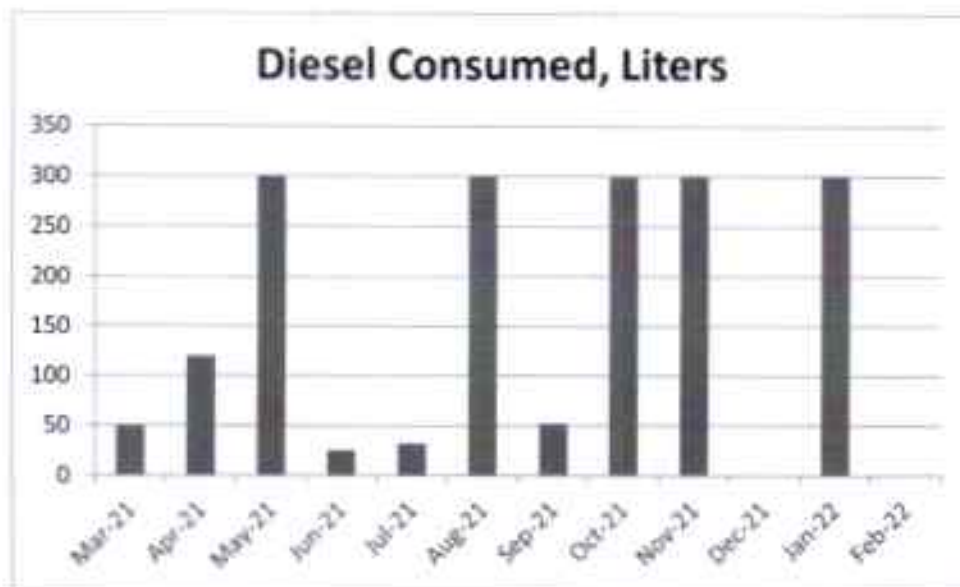


3.3 Study of Month wise LPG Consumption: Chart No: 3



3.4 Study of Month wise Diesel Consumption: Chart No: 4

Prasanna
Authorized Signatory
Director, CIOA
Dr. B.R. Ambedkar Open University
Hyderabad - 500033



From the above analysis, we present following important parameters:

Table No 4: Variation in Important Parameters:

No	Parameter/ Value	Electrical Energy Consumed, kWh	LPG Consumed, Kg	Diesel Consumed, Liters
1	Total	486373	348	1779
2	Maximum	42199	43.5	300
3	Minimum	31821	14.5	0
4	Average	37413	29	148.25

CHAPTER-IV

CARBON FOOTPRINTING

A Carbon Foot Print is defined as the Total Greenhouse Gas emissions, emitted due to various activities.


In this we compute the emissions of Carbon-Di-Oxide, by usage of the various forms of Energy used by the University for performing its day to day activities

The University uses three forms of Energy namely: Electrical Energy for various Electrical gadgets, LPG and Diesel.

Basis for computation of CO₂ Emissions:

The basis of Calculation for CO₂ emissions due to LPG & Electrical Energy are as under

- 1Unit(kWh)ofElectricalEnergyreleases0.9KgofCO₂intoatmosphere.
- 1KgofLPGreleases2.93KgofCO₂intoatmosphere.
- 1LiterofDieselreleased2.68KgofCO₂intoatmosphere.


 Authorized Signatory
 Director, CIQA
 Dr. B.R. Ambedkar Open University
 Hyderabad - 500033

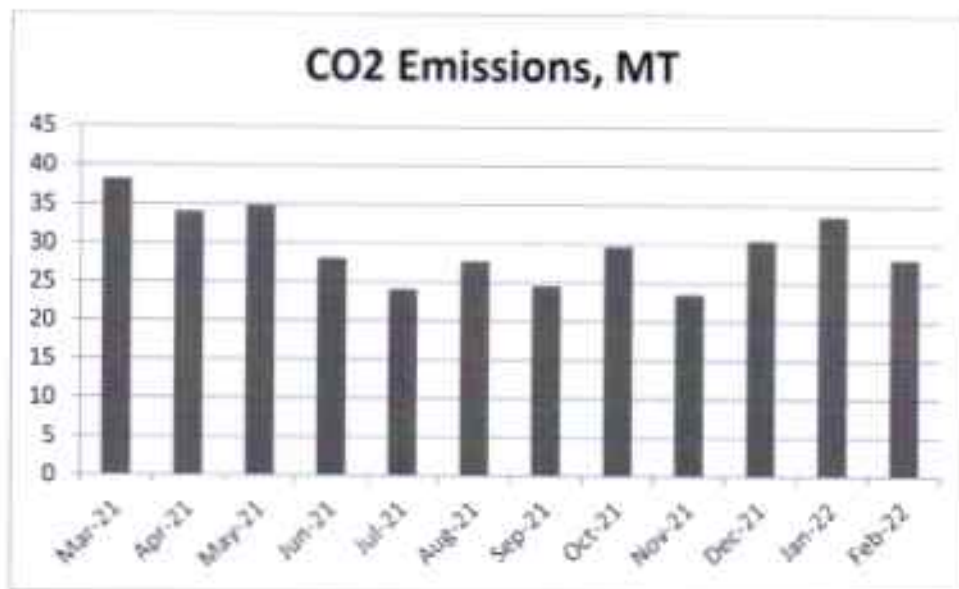
Based on the above Data we compute the CO₂ emissions which are being released in to the atmosphere by the University due to its Day to Day operations.

Table No 5: Month wise Energy Consumption & CO₂ Emissions

No	Month	Electrical Energy Consumption, kWh	LPG Consumed, Kg	Diesel Consumed, Liters	CO ₂ Emissions, MT
1	Mar-21	42199	43.5	50	38.25
2	Apr-21	37387	29	120	34.08
3	May-21	37640	29	300	34.82
4	Jun-21	31821	29	25	28.08
5	Jul-21	37734	43.5	32	24.17
6	Aug-21	38033	14.5	300	27.75
7	Sep-21	36659	29	52	24.63
8	Oct-21	38361	14.5	300	29.71
9	Nov-21	34227	29	300	23.54
10	Dec-21	33120	29	0	30.48
11	Jan-22	39775	14.5	300	33.59
12	Feb-22	42318	43.5	0	28.12
13	Mar-22	37099	28	300	24.17
14	Total	486373	348	1779	357.23
15	Maximum	42199	43.5	300	38.25
16	Minimum	31821	14.5	0	23.54
17	Average	37413	29	148.25	29.76

Representation of Month wise CO₂ Emissions: Chart No: 5

Praveen
 Authorized Signatory
 Director, CIQA
 Dr. B. R. Ambedkar Open University
 Hyderabad - 501033



Praveen
Authorized Signatory
Director, CIOA
Dr. B.R. Ambedkar Open University
Hyderabad - 500033

CHAPTER-V

STUDY OF USAGE OF ALTERNATE ENERGY

The University has installed Solar Thermal Water Heating System. The details of Installation are as under.

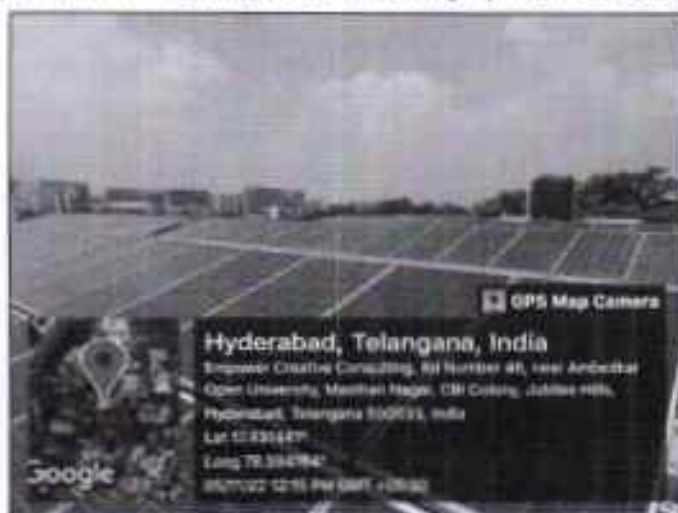
Table No 6: Details of Solar Thermal Water Heating System

No	Location	Capacity in LPD
1	Gust house Building	2500
	Total	2500

Table No 7: Percentage of usage of Alternative Energy:

No	Particulars	Value	Unit
1	Energy Purchased from TSSPDCL in the Year:2021-22	452682	kWh
2	Capacity of Solar Thermal Water Heating System	2500	LPD
3	Electrical Energy Saved by 100LPD Solar Thermal System per Annum	1500	kWh
4	For Calculations, we assume the Annual Energy saved in the year:2021-22	750	kWh
5	Annual Equivalent Energy Saved by Solar Thermal System	56677	kWh
6	Total Annual Electrical Energy Requirement =(1)+(5)	509359	kWh
7	Percent of Alternate Energy to Annual Energy Requirement=(6)*100/(7)	11.25	%

Photograph of Solar Thermal Water Heating System: at Yash Inn Facility



Prasanna
 Authorized Signatory
 Director, CIQA
 Dr. B.R. Ambedkar Open University
 Hyderabad - 500033

CHAPTER-VI

STUDY OF USAGE OF LED LIGHTING

In this chapter, we compute the percentage of usage of LED Lighting to Annual Lighting Power requirement, as under.

Table No 8: Computation of Percent Usage of LED Lighting to Annual Lighting Load:

No	Particulars	Value	Unit
1	No of 20 W LED Fittings	1500	Nos
2	Load/ Unit of 20 W LED Fittings	20	W/Unit
3	Total Load of 1500Nos, 20 W LED Fittings	8	kW
4	Daily Working Hours	8	Nos
5	Annual Working Days	250	Nos
6	Annual Lighting Consumption of 20 W LED Fittings = 3*4*5	16000	kWh
7	No of 36 W LED Fittings	100	Nos
8	Load/ Unit of 36 W LED Fittings	28	W/Unit
9	Total Load of 100 Nos, 36 W LED Fittings	16.8	kW
10	Daily Working Hours	8	Nos
11	Annual Working Days	250	Nos
12	Annual Lighting Consumption of 36 W LED Fittings =9*10*11	33600	kWh
13	No of 100 W LED Fittings	50	Nos
14	Load/ Unit of 100 W LED Fittings	72	W/Unit
15	Total Load of 50 Nos, 100 W LED Fittings	13.90	kW
16	Daily Working Hours	12	Nos
17	Annual Working Days	365	Nos
18	Annual Lighting Consumption of 20 W LED Fittings =15*16*17	60882	kWh
19	Total Annual Lighting Load =6+12+18	110482	kWh
20	Annual LED Lighting Load= 12+18	94482	kWh
21	% of Annual LED Lighting to Total Lighting Load = 20*100/19	85.51	%

CHAPTER-VII

RECOMMENDATIONS

It is recommended to:

1. Install Roof Top Solar PV Plant
2. Replace 50 No's W LED Fittings by 100 W LED Fittings
3. Take advantage of Day light
4. Get into the Habit of Turning lights off when you leave a room
5. Fit External Lights with a Motion Sensor



ENVIRONMENTAL AUDIT REPORT

of

Dr. B.R AMBEDKAR OPEN UNIVERSITY

G Ram Reddy Marg, Masthan Nagar,

CBI Colony, Jubilee Hills, Hyderabad,

Telangana 500033



Year: 2021-22

Prepared by:

HYM International Certifications Pvt Ltd

P.No. 163A, Flat No. 201,

Addagutta Society, Kukatpally, Hyderabad- 500 077.

Phone: 098661 92420/ 90326 92420 Email: hym@hymcertifications.com

Praveen
Authorized Signatory
Director, CIQA
Dr. B.R. Ambedkar Open University
Hyderabad - 500033



Certificate

HYM International Certifications Pvt. Ltd.

Certified that the Environmental Management System of

Dr.B.R. AMBEDKAR OPEN UNIVERSITY

Prof.G. Ram Reddy Marg, Road No:46, Jubilee Hills, Hyderabad - 500 033,
Telangana State, India

has been assessed and found to be in accordance with the requirements of the environmental standards

ISO 14001 : 2015

for the following scope of certification

IMPLEMENTATION OF GREENERY AND ENVIRONMENTAL PROMOTION ACTIVITIES

Further information about the scope of this certificate and applicability of ISO 14001 : 2015 requirements may be obtained by consulting the organization.

Issue Date : 17/10/2022

1st Surveillance : 16/10/2023

Renewal Date : 16/10/2025

2nd Surveillance : 16/10/2024



Authorized Signature

Certificate No : **E91864140193**

HYM International Certifications Pvt. Ltd

NOTE: This Certificate is Valid From 17/10/2022 to 16/10/2023

This is an accredited certificate authorized for issue by Accreditation Services for Certifying Bodies (Europe) Limited who have assessed Hym International Certifications Pvt. Ltd. against defined criteria and in compliance of ISO 17021:2015 "Conformity Assessment - Requirements for bodies providing audit and Certification of Management Systems"
www.hymcertifications.com on for checking the validation of the Certification

Regd. Office : Plot No. 205/C, Addagutta Society, Opp. JNTU, Kukatpally, Hyderabad - 500 072, Telangana State, India.
E-mail: siva@hymcertifications.com, Website: www.hymcertifications.com

HYM International Certifications Pvt Ltd

P.No. 163A, Flat No. 201,

Addagutta Society, Kukatpally, Hyderabad- 500 077

Phone: 098661 92420/ 90326 92420 Email: hym@hymcertifications.com

Date: 10/6/2021

CERTIFICATE

This is to certify that we have conducted **Environment Audit** at Dr. B.R Ambedkar Open University, G.Ram Reddy Marg, Masthan Nagar, CBI Colony, Jubilee Hills, Hyderabad, Telangana 500033 in the year 2021-22.

The University has already adopted following **Greenpractices**:

- Usage of Energy Efficient LED Fittings
- Maximum Usage of Day Lighting in the campus
- Installation of 2500 **LPD** Solar Thermal Water Heating System at guest house.
- Construction of Internal Bund of Capacity **1.4 Million Liters**
- Segregation of Recyclable Waste atsource
- Plantation in the Campus

We appreciate the support of Management and involvement of faculty members and staff members in the process of making the campus Energy Efficient and Green.

For HYM International Certifications Pvt Ltd,



Akhil Gopal Rao

Akhil Gopal Rao
Authorized Signatory
Director, CIQA
Dr. B.R. Ambedkar Open University
Hyderabad - 500033

INDEX

Sr. No	Particulars	Page No
I	Acknowledgement	5
II	Executive Summary	6
III	Abbreviations	8
1	Introduction	9
2	Study of Consumption of Various Resources	11
3	Study of CO ₂ Emissions	14
4	Study of CO ₂ Mitigations	16
5	Study of Waste Management	18
6	Study of Rain Water Harvesting	20
7	Study of Environmentally Friendly Practices	23
8	Study of Eco Friendly & Sustainable Initiatives	26
9	Recommendation	28
	Annexure	
	List of Planted Trees	29

ACKNOWLEDGEMENT

We HYM International Certifications Pvt. Ltd, Hyderabad, express our sincere gratitude to the management of **Dr B.R Ambedkar Open University, Hyderabad 500033** was awarding us the assignment of Environmental Audit of Dr. B.R Ambedkar Open University, Campus for the year 2021-22.

We are thankful to:

- Prof. K. Seetharama Rao, Vice chancellor
- Dr. A. V. N. Reddy, Registrar
- Prof. P. Madhusudhan Reddy, NAAC Coordinator
- Smt. K. Leela Laxma Reddy, President, Council for Green revolution

We are also thankful to other Staff members for helping us during the field study.


Authorized Signatory
Director, CIQA
Dr. B.R. Ambedkar Open University
Hyderabad - 500033

EXECUTIVE SUMMARY

After the field study & analysis, we present here with important observations made during the assignment of Environmental Audit.

1. **Dr. B.R Ambedkar Open University, Hyderabad** Energy in three forms namely: **Electrical Energy, Diesel and LPG**

2. **Present Energy Consumption:**

Parameter /value	Electrical Energy Consumed,kWh	LPG consumed, KG	Diesel consumed, Liters	CO ₂ Emissions, MT
Total	486373	348	1779	357.23
Maximum	42199	43.5	300	38.25
Minimum	31821	14.5	0	23.54
Average	37413	29	148.25	29.76

3. **Various Pollution Caused due to Day to Day Activities:**

- **Air Pollution:**Mainly CO₂on account of Electricity, LPG, & Diesel Consumption
- **Solid Waste:** Bio degradable Kitchen Waste, Garden Waste, Recyclable Waste.

4. **Various Environmental Friendly Projects already implemented:**

- The University has installed a 2500 LPD Solar Thermal Water Heating System at guest house.
- Usage of Energy Efficient LED Lighting.
- Annual reduction of CO₂Emissions above two Projects: 32.37 MT/Annum.

5. **Waste Management:**

- **Segregation of waste at source & Recycling:** The recyclable waste, like paper, board etc. Is segregated at source. There are separate bins for collection at various points and is disposed of for further for recycling.
- **Vermi-Composting:**The University has vermi-Composting facility and the compost is used as fertilizer for own garden.
- **E -Waste Management:**The University follows the Procedure as per the Government Regulations to dispose of E- Waste.

6. **Rain Water Harvesting:**

The University has already installed Rain Water Harvesting Project in three ways:

- Constructing a two bund sof storage capacity **1.2 Million Liters**
- Farm Pond
- Proper channelizing the rain water falling on the terrace of main building & Library

P. Srinivas
Authorized Signatory
Director, CIQA
Dr. B.R. Ambedkar Open University
Hyderabad - 501 033

7. Environmental Friendly Practices:

- **Smoke Free & Plastic Free Campus:** At various locations in the University campus boards are displayed, for making the Campus Smoke and Plastic Free.
- **Paperless Office:** The University is using Software based system to address the Day to Day issues relates to about **thirteen** various functions.
- **Green Cover:** Out of total area of **22 acres**, almost **52 acres** of area is under Green Cover. The percentage of Green Cover is more than **90%**.

8. Eco Friendly & sustainable Initiatives:

- **Participation in Unnat Bharat Abhiyan:** The University is actively participating in the **Unnat Bharat Abhiyan** and community development activities are undertaken under this.
- **Participation in plantation programs :** About 1200 plus students from affiliated Learning centers have carried out many activities like Tree Plantation, Water Conservation,

9. Recommendations:

- Installation of Roof Top Solar PV Plant
- Replacement of 160 No's FTLs by 20 W LED.
- Setting up target of reducing the paper usage by 5 % on year-to-year basis.

10. Assumptions:

1. **1 kWh** of Electrical Energy releases **0.9 Kg of CO₂** into atmosphere
2. **1 Kg of LPG** releases **2.93 Kg of CO₂** into atmosphere
3. **1 Liter of Diesel** emits **2.68 Kg CO₂** into atmosphere.
4. Daily working hours-**7 to 12 Nos.**
5. Annual working Days-**250 to 365 Nos.**
6. Load Factor for use of Solar Thermal Water Heating System:**50%**

11. References:

- For calculation of CO₂ Emissions:*****
- For Energy Saved by Solar Thermal Plant:*****

ABBREVIATIONS

KWh	Kilo Watt Hour
kWp	Kilo Watt Peak
Kg	Kilogram
MT	Metric Ton
CO ₂	Carbon Di Oxide
LPD	Liters per Day
LPG	Liquefied Petroleum Gas
LED	Light Emitting Diode
Qty	Quantity
M	Meters
L	Length
B	Breadth
H	Height

CHAPTER-I

INTRODUCTION

1.1 Important Definitions:

1.1.1 Environment: Definition as per Environment Protection Act: 1986

Environment includes water, air and land and the inter-relationship which exists among and between Water, Air, Land and Human beings, other living creatures, plants microorganism and property

1.1.2 Environmental Audit: Definition:

An audit which aims at verification and validation to ensure that various environmental laws are complied with and adequate care has been taken towards environmental protection and preservation

According to UNEP, 1990, "Environmental audit can be defined as a management tool comprising systematic, documented and periodic evaluation of how well environmental organization management and equipment are performing with an aim of helping to regularize the environment.

1.1.3 Environmental Pollutant: means any solid, liquid and gaseous substance present in the concentration as may be, or tend to be, injurious to Environment.

1.1.4 Relevant Environmental Laws in India: Table No-1:

1927	The Indian Forest Act
1972	The Wildlife Protection Act
1974	The water (Prevention and Control of Pollution) Act
1977	The Water (Prevention & Control of Pollution) Cess Act
1980	The Forest (Conservation) Act
1981	The Air (Prevention and Control of Pollution) Act
1986	The Environment Protection Act
1991	The Public Liability Insurance Act
2002	The Biological Diversity Act
2010	The National Green Tribunal Act

1.1.5 Some Important Environmental Rules in India: Table No-2:

1989	Hazardous Waste (Management and Handling) Rules
1989	Manufacture, Storage and Import of Hazardous Chemical Rules
2000	Municipal Solid Waste (Management and Handling) Rules
1998	The Biomedical Waste (Management and Handling) Rules
1999	The Environment (Siting for Industrial Projects) Rules
2000	Noise Pollution (Regulation and Control) Rules
2000	Ozone Depleting Substances (Regulation and Control) Rules
2011	E-waste (Management and Handling) Rules
2011	National Green Tribunal (Prac8cos and Procedure) Rules
2011	Plastic Waste Management and Handling) Rules

1.1.6 National Environmental Plane & Policy Documents: Table No-3:

1.	National Forest Policy, 1988
2.	National Water Policy, 2002
3.	National EnvironmentPolicy or NEP (2006)
4.	National Conservation Strategy and Policy Statement on Environment and development,1982
5.	Policy Statement for Abatement of Pollution (teen)
6.	National Acton Plan on Climate Change
7.	Vision Statement on Environment and Human Health
8.	Technology Vision 2030 (The Energy Research University)
9.	Addressing Energy security and Climate Change (MoEF and Bureau of Energy Efficiency
10	The Road to Copenhagen; India'sPosition on climate Change IssuesMoEF

1.2 Audit Methodology:

1. Study of University as System
2. Study of present Energy Consumption
3. Study of CO₂emissions& Mitigation
4. Study of Waste Generation & Management
5. Study of Rain WaterHarvesting

1.2 Table No 4: General Details of the University:

No	Head	Particulars
1	Name of Institution	Dr. B.R. Ambedkar Open University
2	Address	G Ram Reddy Marg, Masthan Nagar, CBI Colony, Jubilee Hills, Hyderabad, Telangana 500033
3	Year of Establishment	1982
4	Academic Programs Offered	200 Plus

Authorized Signatory
Director, CICA
Dr. B.R. Ambedkar Open University
Hyderabad - 500033

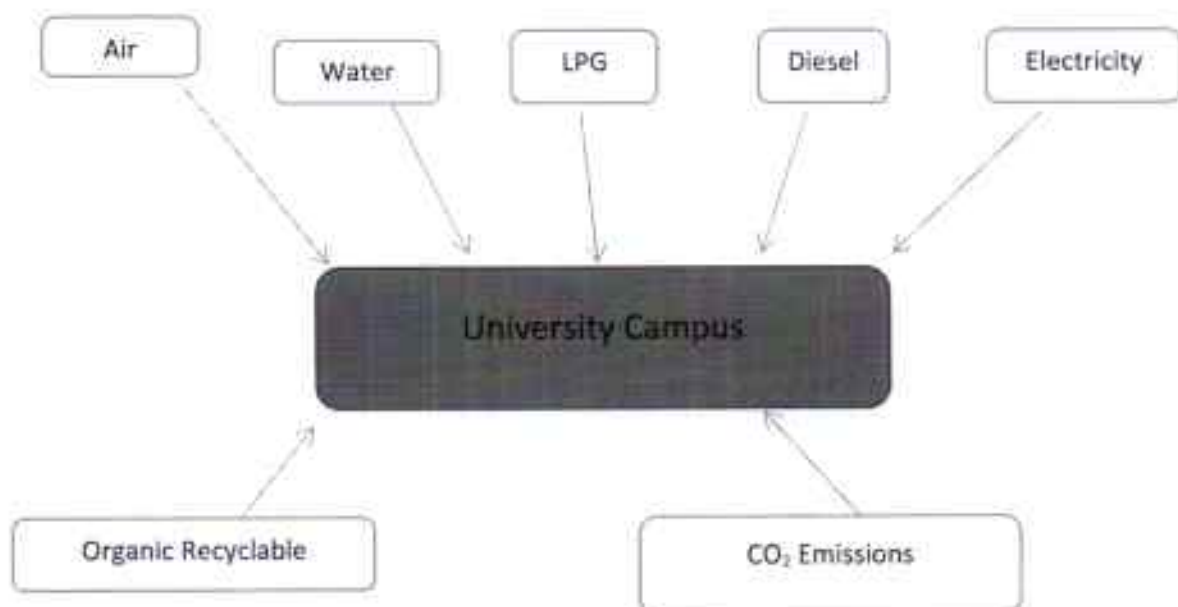
CHAPTER-II

STUDY OF CONSUMPTION OF VARIOUS RESOURCES

2.1 The University consumes following Natural/ derived Resources:

1. Air
2. Water
3. Electrical Energy
4. Liquefied Petroleum Gas
5. Diesel

We try to draw a schematic diagram for the University System & Environment as under:



Now we present the analysis of last year Energy Consumption

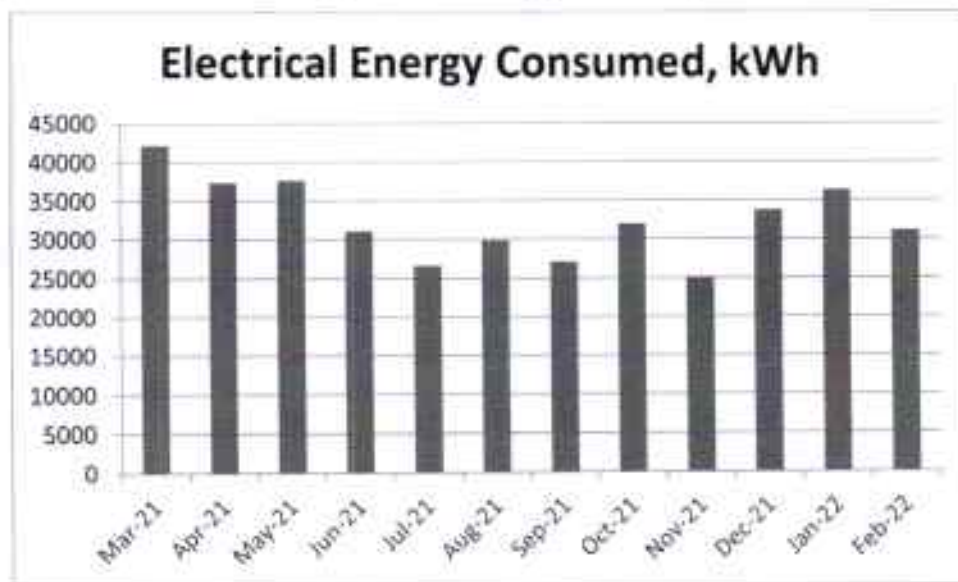
2.1 Table No 5: Study of Electrical Energy, LPG and Diesel Consumption: 2021-22

No	Month	Electrical Energy Consumed, kWh	LPG Consumed, Kg	Diesel Consumed, Liters
1	Mar-21	42199	43.5	50
2	Apr-21	37387	29	120
3	May-21	37640	29	300
4	Jun-21	31821	29	25
5	Jul-21	37734	43.5	32
6	Aug-21	38033	14.5	300
7	Sep-21	36659	29	52
8	Oct-21	38361	14.5	300

M. S. Ravi
 Authorized Signatory
 Director, CIQA
 Dr. B. R. Ambedkar Open University
 Hyderabad - 501033

9	Nov-21	34227	29	300
10	Dec-21	33120	29	0
11	Jan-22	39775	14.5	300
12	Feb-22	42318	43.5	0
13	Mar-22	37099	28	300
14	Total	486373	348	1779
15	Maximum	42199	43.5	300
16	Minimum	31821	14.5	0
17	Average	37413	29	148.25

2.2 To Study the Variation of Monthly Electrical Energy Consumption: Chart No: 2

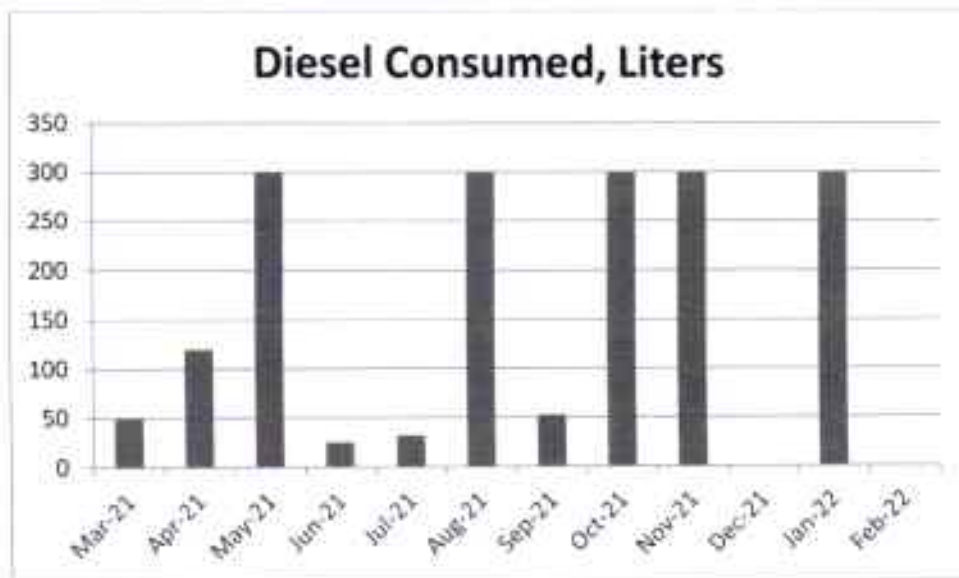


2.3 Study of Month wise LPG Consumption: Chart No: 3

[Handwritten Signature]
 Authorized Signatory
 Director, CIQA
 Dr. B.R. Ambedkar Open University
 Hyderabad - 500033



2.3 Study of Month wise Diesel Consumption: Chart No: 4



From the above analysis, we present following important parameters:

Table No 6: Variation in Important Parameters:

No	Parameter/ Value	Electrical Energy Consumed, kWh	LPG Consumed, Kg	Diesel Consumed, Liters
1	Total	486373	348	1779
2	Maximum	42199	43.5	300
3	Minimum	31821	14.5	0
4	Average	37413	29	148.25

[Handwritten Signature]
 Authorized Signatory
 Director, CIOA
 Dr. B.R. Ambedkar Open University

CHAPTER-III

STUDY OF CO₂ EMISSIONS

3.1 Air Pollution:

The University uses three forms of Energies, namely. Electrical Energy used for day to day operations, LPG and Diesel. The major pollutant on account of above Energy forms is the Carbon Di Oxide. **A Carbon Foot print** is defined as the Total Greenhouse Gas emissions, emitted due to various activities.

Basis for computation of CO₂ Emissions:

The basis of Calculation for CO₂ emissions due to LPG & Electrical Energy are as under

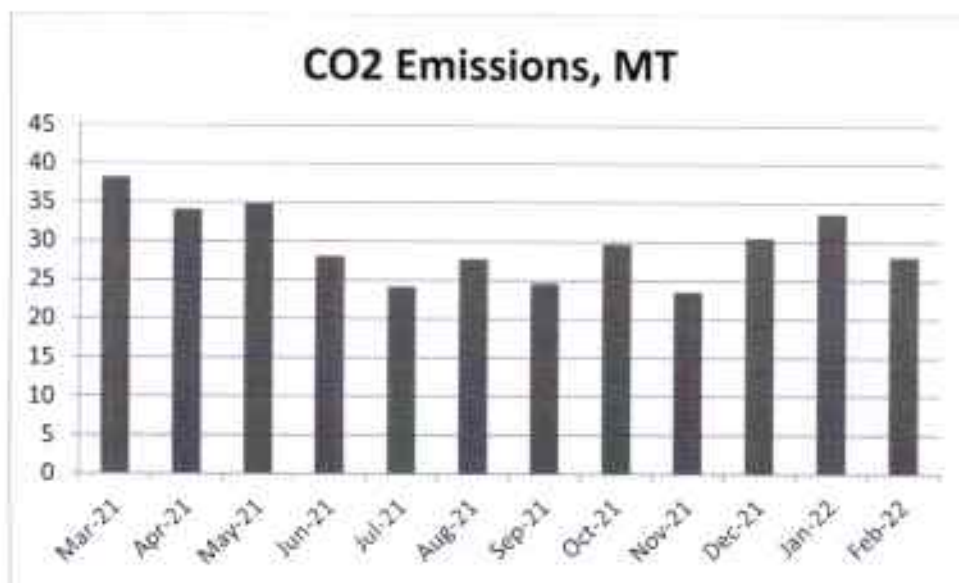
- 1 Unit (kWh) of Electrical Energy releases **0.9 Kg of CO₂** into atmosphere.
- 1 Kg of LPG releases **2.93 Kg of CO₂** into atmosphere.
- 1 Liter of Diesel released **2.88 Kg of CO₂** into atmosphere.

Based on the above Data we compute the CO₂ emissions which are being released in to the atmosphere by the University due to its Day to Day operations.

Table No 7: Month wise CO₂ Emissions

No	Month	Electrical Energy Consumption, kWh	LPG Consumed, Kg	Diesel Consumed, Liters	CO ₂ Emissions, MT
1	Mar-21	42199	43.5	50	38.25
2	Apr-21	37387	29	120	34.08
3	May-21	37640	29	300	34.82
4	Jun-21	31821	29	25	28.08
5	Jul-21	37734	43.5	32	24.17
6	Aug-21	38033	14.5	300	27.75
7	Sep-21	36659	29	52	24.63
8	Oct-21	38361	14.5	300	29.71
9	Nov-21	34227	29	300	23.54
10	Dec-21	33120	29	0	30.48
11	Jan-22	39775	14.5	300	33.59
12	Feb-22	42318	43.5	0	28.12
13	Mar-22	37099	28	300	24.17
14	Total	486373	348	1779	357.23
15	Maximum	42199	43.5	300	38.25
16	Minimum	31821	14.5	0	23.54
17	Average	37413	29	148.25	29.76

Representation of Month wise CO₂ Emissions: Chart No: 5



Study of Important Parameters:Table No 8:

No	Parameter/ Value	Electrical Energy Consumed, kWh	LPG Consumed, Kg	Diesel Consumed, Liters	CO ₂ Emissions, MT
1	Total	486373	348	1779	357.23
2	Maximum	42199	43.5	300	38.25
3	Minimum	31821	14.5	0	23.54
4	Average	37413	29	148.25	29.76

P. K. M. V.
 Authorized Signatory
 Director, CIOA
 Dr. B.R. Ambedkar Open University
 Hyderabad - 500033

CHAPTER-IV

STUDY OF CO₂ MITIGATION

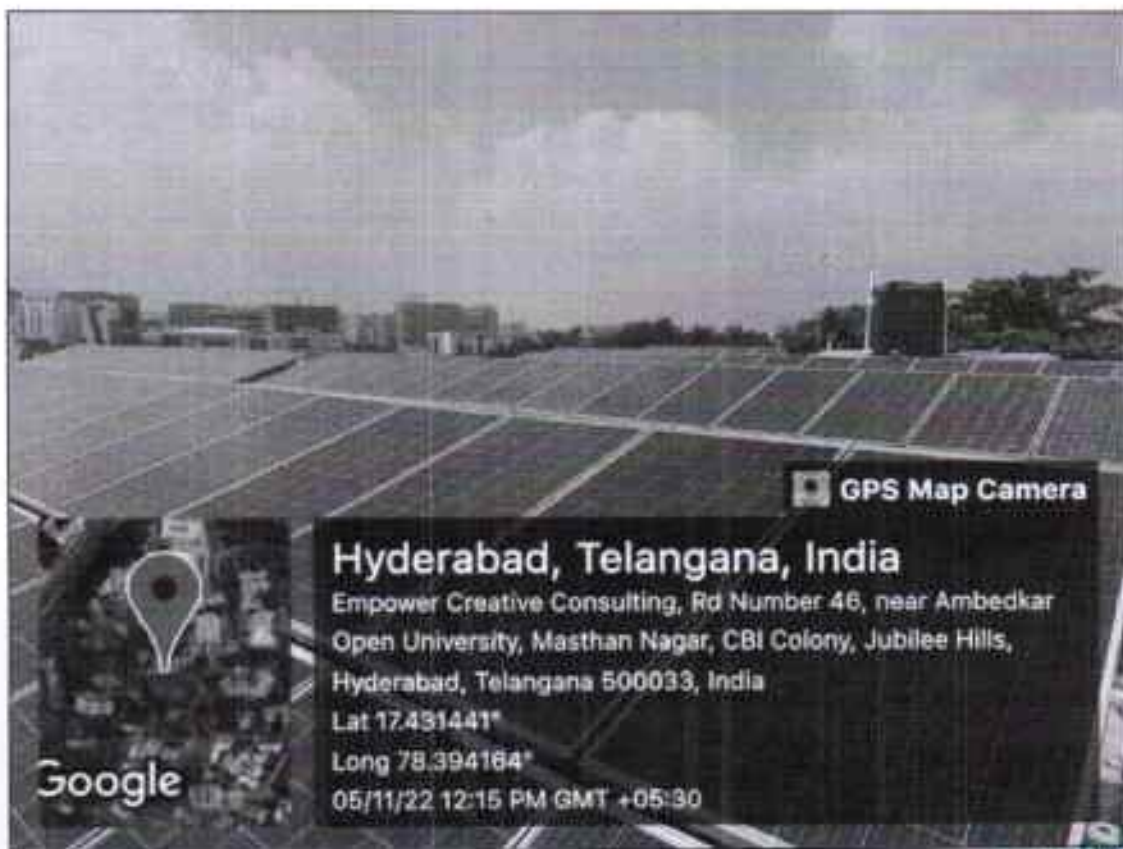
4.1 There are two ways by which the University is reducing the CO₂ emissions, namely:

1. The Usage of Renewable Energy, by installation of 2500 LPD Solar Thermal Water Heating System
2. Usage of 180 No's 20 W Energy Efficient LED Lighting.

4.2 Table No 9: Details of Solar Thermal Water Heating System

No	Location	Capacity in LPD
1	Gust house Building	2500
	Total	2500

4.3 Photograph of Solar Thermal Water Heating System: at Gust house building



Authorized Signatory
Director, CIQA
Dr. B. R. Ambedkar Open University
Hyderabad - 500033

4.4 Computation of Reduction in CO₂Emission:Table No 10:

S No	Particulars	Value	Unit
1	Capacity of Solar Thermal Water Heating System	2500	LPD
2	Electrical Energy Saved by 100LPD Solar Thermal System per Annum	1500	kWh
3	For Calculations, we assume the Annual Energy saved in the year:2021-22	750	kWh
4	Annual Equivalent Energy Saved by Solar Thermal System	56677	kWh
5	1 kWh of Electrical Energy emits	0.9	Kg of CO ₂
6	Reduction in CO ₂ Emission by Solar Thermal Water Heating System	2.77	MT/Annum
7	Energy Saved by Replacing 600 no's 28WT- 5 Fittings by 20 W LEDs per Day (for 10 hour Operation)	32	kWh
8	Annual Energy Saved (for 250 Days per annum)	3200	kWh
9	Annual Reduction in CO ₂ Emission by LED Lighting	6.2	MT
10	Total Annual CO₂ Emission =(6)+(9)	8.97	MT

Praveen
 Authorized Signatory
 Director, CIQA
 Dr.B.R. Ambedkar Open University
 Hyderabad - 500033

CHAPTER-V


STUDY OF WASTE MANAGEMENT

5.1 Solid Waste Management

5.1.1 Recyclable Solid Waste Management

The recyclable waste, namely paper waste is segregated at the source of the generation. There are about 80plus bins for collection of waste placed at all strategic locations. This waste material is further given to Authorized Vender for further disposal & recycling.

Photograph of Waste Collection Bin:



5.1.2 Vermicomposting:

The University has almost 6 acres plantation. The University has installed a Vermi-Composting Plant and almost 100 MT of Vermi Compost is produced in this plant.

Photograph of Vermicomposting:



Phani
Authorized Signatory
Director, GIC/A
Dr. B.R. Ambedkar Open University
Hyderabad - 500033

5.2 E-Waste management:

The E Waste includes: PCs, Printers, Pen drives, CDs etc.

For E-Waste management, the University follows the Methodology, as per the Government

Regulations & it is disposed of by calling the tenders, as per the Regulations.

CHAPTER-VI

STUDY OF RAIN WATER HARVESTING

The University has already implemented the Rain Water Harvesting Project by two ways.

Namely: Farm Pond and collecting the rain water from terrace

6.1 Construction of Water Ponds

The Dimensions of the Bund area: $L=350m * B=15m * H=5m$


The total 3 Water Storage Capacity is about **1.4 Million Liters.**

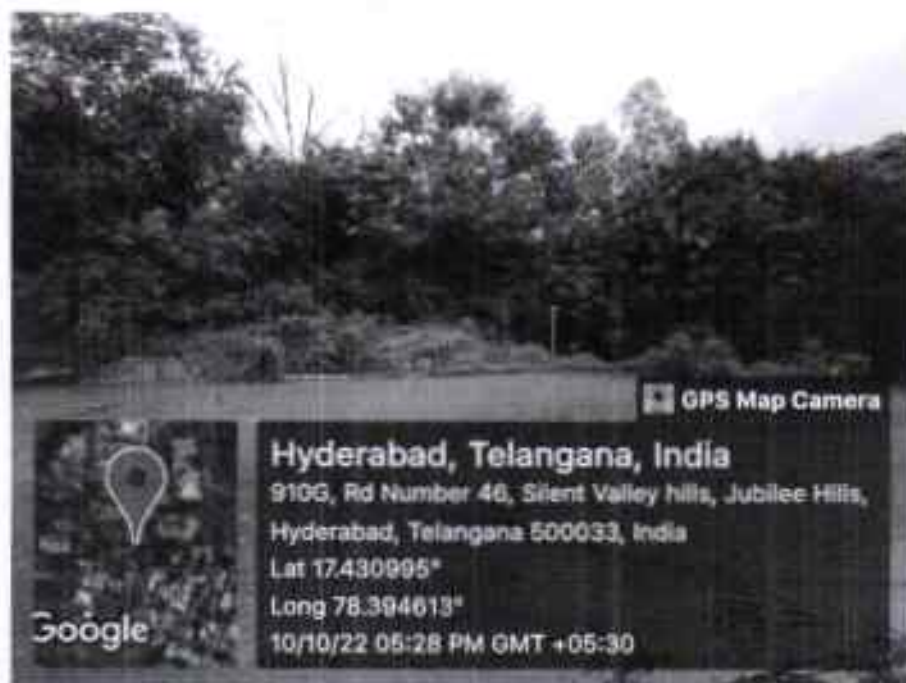
The ponds wasconstructed with cost of **Rs.1.5Lakhs**

The water from these ponds is used for watering the plants and for the domestic use. Only


Drinking water is purchased from the HMWSSB.

Photograph of Constructed water ponds:





Photograph of natural water ponds:



Dr. B.R. Ambedkar
Authorized Signatory
Director, CIQA
Dr. B.R. Ambedkar Open University
Hyderabad - 500033

6.2 Farm Pond:

The University has a farm pond which can store approximately 1.4 million liters of Water. This Farm Pond has helped the nearby farmers, as the underground water level has increased substantially due to this farm pond.

Photograph of Farm Pond:



6.3 Rain Water Harvesting from Terrace at Main Building:

The University has laid pipes to collect the Rain Water collected on the terrace of the University buildings. Separate water channels are built to further store this collected Water to ponds.

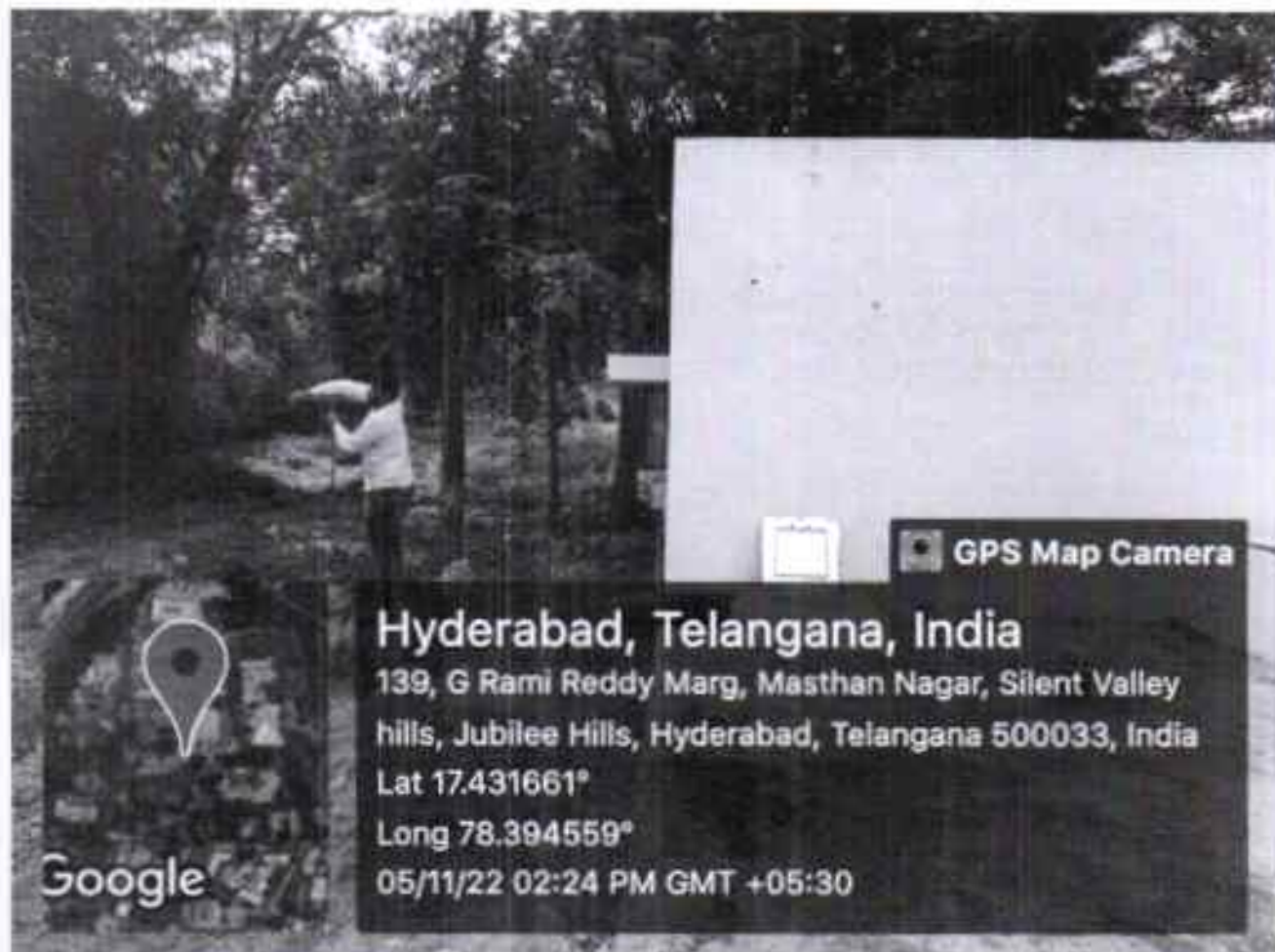
Photograph of Rain Water Collecting Pipe from Terrace:



6.4 Rain Water Harvesting from Terrace at Library Building:

The University has laid pipes to collect the Rain Water collected on the terrace of the Library building. This water is stored and in turn used for maintaining Lawn within the premises.

Photograph of Drinking water is purchased from the HMWSSB.



P. Venkay
Authorized Signatory
Director, CIQA
Dr. B.R. Ambedkar Open University
Hyderabad - 500033

CHAPTER-VII

STUDY OF ENVIRONMENTALLY FRIENDLY PRACTICES

7.1 Smoke Free Campus:

The entire campus is smoke free at common places boards are displayed appealing to keep the campus Smoke Free.

Photograph of Smoke Free Campus display board: Need the photo:



7.2 Plastic Free Campus:

The University is taking strict measures to keep the campus Plastic Free. At prominent places, boards are displayed to keep the campus Plastic Free.

Photograph of Display board displaying Plastic Free campus at the main entrance:



[Handwritten Signature]
Authorized Signatory
Director, CIOA
Dr. B.R. Ambedkar Open University
Hyderabad - 500033

7.3 Paperless Office:


The University is taking various measures to make the Day-to-day operations Paper less. There about Thirteen sections/operations wherein software based solutions are adopted are:

- E-Books Down load
- YCMOU Regional Centers
- Finance
- Admission
- Results
- Migration
- Grievances
- Scanned copy of Marks list to name a few
- Revaluation of Answer Book
- E-Tenders

7.4 Green Cover in the Campus:

Out of a total area of 22 Acres, almost 54 Acres of Land is under, while 3 Acres under the plantation. More than 90% of total area is Green

Photograph of Green Cover in the Campus:



Praveen
Authorized Signatory
Director, CQA
Dr. B.R. Ambedkar Open University
Hyderabad - 500033

7.5 Participation SWACHH BHARATH ABHIYAN:

The University is an active participant in the Government of India's most prestigious project of SWACHH BHARATH ABHIYAN.

The important highlights under this Program are.

- The campus is **SWACHHA** from inside: Has adequate number of Toilets, The Hostel facilities are cleanly maintained, The Water supply is sufficient & the cooking equipment are modern & efficient.
- There are ample numbers of Garbage Bins and the collection of garbage is on Daily basis.
- The Garden Waste is composted by **Vermi-Composting** route
- Swachhta Lectures are held annually
- To promote the **Swachhta Abhiyan** the University has adopted plantation program varies areas within the campus area


Authorized Signatory
Director, CIQA
Dr. B.R. Ambedkar Open University
Hyderabad - 500033

CHAPTER-VIII

STUDY OF ECO FRIENDLY & SUSTAINABLE INITIATIVES

In this Chapter, we discuss the various Eco Friendly and Sustainable Initiatives undertaken by the University.

8.1 Participation in Unnat Bharat Abhiyan:

Under this Program, the following activities are taken in the university campus :
Disseminating the information on:

- Need & Importance of Personal Hygiene & Sanitation
- Hygiene of Water resources


8.2 Participation of Affiliated Colleges in National Service Scheme (NSS) Program:

Under the University there are about 50 Plus Learning centers. From these affiliated centers, about 1200 plus students are involved in the National Service Scheme (NSS) program.

The major activities under this Program are:

- Tree Plantation Campaign
- Water conservation

Photograph of Tree Plantation Campaign:



CHAPTER-IX RECOMMENDATIONS

It is recommended to:

1. Install Roof Top Solar PV Plant
2. Replace 600 No's T-5 Fittings by 20 W LED Fittings
3. To set target of reduction in use of paper by about 5 % on year-to-year basis.


Authorized Signatory
Director, CIOA
Dr. B.R. Ambedkar Open University
Hyderabad - 500033

ANNEXURE-I

LIST OF PLANTED TREES

S No	Name of the Plant	No of plants
1	Spanish Cherry	27
2	Indian elm	46
3	African tulip tree	18
4	Neem Tree	32
5	Peltophorum	87
6	Rain Tree	9
7	Portia Tree	1
8	Yellow Trumpet Tree	6
9	Eucalyptus	64
10	Wild date palm	1
11	Royal Palm	22
12	Indian Cork wood	26
13	Trumpet bush tree	11
14	Pongam tree	9
15	Teak	42
16	Cucumber Tree	2
17	Pink Trumpet Tree	7
18	Peepal	5
19	Lebbek Tree	9
20	Indian Black Berry	4
21	Indian almond Tree	17
22	Silver Oak	12
23	Ashoka	32
24	Palmyra alstonia	24
25	Mahua Butter Tree	5
26	Leguminosae	27
27	Wild Indian Almond	7
28	Tamarind	6
29	Mango	27
30	Indian Sissoo	13
31	Bamboo	22
32	Manila Tamarind Tree	8
33	Common Fig	2
34	Ficusbenjamina	2
35	Banyan Tree	2
36	Temple Tree	16
37	Illintha	32
38	Subhabul	1080
39	Jujubi	6
40	Pala Kodesha	7
41	Thunki	11
42	Kanchanam	6
43	Naringhi	21
44	NallaThurmma	2

Phosma
 Authorized Signatory
 Director, CIQA
 Dr. B.R. Ambedkar Open University
 Hyderabad - 500033

GREEN AUDIT REPORT

of

Dr. B.R AMBEDKAR OPEN UNIVERSITY

G Ram Reddy Marg, Masthan Nagar,

CBI Colony, Jubilee Hills, Hyderabad,

Telangana 500033



Year: 2021-22

Prepared by:

HYM International Certifications Pvt Ltd

P.No. 163A, Flat No. 201,

Addagutta Society, Kukatpally, Hyderabad- 500 077.

Phone: 098661 92420/ 90326 92420 Email: hym@hymcertifications.com

Dr. B.R. Ambedkar
Authorized Signatory
Director, CIQA
Dr. B.R. Ambedkar Open University
Hyderabad - 500033



Certificate

HYM International Certifications Pvt. Ltd.

Certified that the Environmental Management System of

Dr.B.R. AMBEDKAR OPEN UNIVERSITY

Prof.G. Ram Reddy Marg, Road No:46, Jubilee Hills, Hyderabad - 500 033,
Telangana State, India

has been assessed and found to be in accordance with the requirements of the environmental standards

ISO 14001 : 2015

for the following scope of certification

IMPLEMENTATION OF GREENERY AND ENVIRONMENTAL PROMOTION ACTIVITIES

Further information about the scope of this certificate and applicability of ISO 14001 : 2015 requirements may be obtained by consulting the organization.

Issue Date : 17/10/2022

1st Surveillance : 16/10/2023

Renewal Date : 16/10/2025

2nd Surveillance : 16/10/2024



Authorized Signature

Certificate No : **E91864140193**

HYM International Certifications Pvt. Ltd

NOTE: This Certificate is Valid From 17/10/2022 to 16/10/2025

This is an accredited certificate authorized for issue by Accreditation Services for Certifying Bodies (UKAS) Limited who have assessed N/A HYM International Certifications Pvt. Ltd. against British criteria and in accordance of ISO 17021:2015 "Conformity Assessment - Requirements for bodies providing audit and Certification of management Systems" www.hymcertifications.com as far checking the validation of the Certification

Regd. Office : Plot No. 285/C, Adlagutta Society, Opp. JNTU, Kukatpally, Hyderabad - 500 872, Telangana State, India.
E-mail: siva@hymcertifications.com Website: www.hymcertifications.com

HYM International Certifications Pvt Ltd

P.No. 163A, Flat No. 201,

Addagutta Society, Kukatpally, Hyderabad- 500 077.

Phone: 098661 92420/ 90326 92420 Email: hym@hymcertifications.com

Date:10/6/2021

CERTIFICATE

This is to certify that we have conducted **Green Audit** at Dr. B.R Ambedkar Open University, G Ram Reddy Marg, Masthan Nagar, CBI Colony, Jubilee Hills, Hyderabad, Telangana 500033 in the year 2021-22.

The University has already adopted following **Greenpractices**:

- Usage of Energy Efficient LED Fittings
- Maximum Usage of Day Lighting in the campus
- Installation of **13625 LPD** Solar Thermal Water Heating System.
- Construction of Farmpond
- Rain Water Harvesting Project for making use of rain water falling on terrace
- Segregation of Recyclable Waste atsource

We appreciate the support of Management and involvement of faculty members and staff members in the process of making the campus Energy Efficient and Green.

For HYM International Certifications Pvt Ltd,

Certified Energy Auditor
EA-8192



INDEX

Sr. No	Particulars	Page No
I	Acknowledgement	5
II	Executive Summary	6
III	Abbreviations	9
1	Introduction	10
2	Study of Present Energy Consumption	11
3	Carbon Foot Printing	13
4	Study of Usage of Alternate Energy	15
5	Study of Waste Management	17
6	Study of Rain Water Harvesting	10
7	Study of Green & Innovative Practices	22
8	Study of Eco Friendly & Sustainable Initiatives	29
9	Recommendation	31
	Annexure	
	List of Planted Trees	32

ACKNOWLEDGEMENT

We HYM International Certifications Pvt Ltd, Hyderabad, express our sincere gratitude to the management of **Dr B.R Ambedkar Open University; Hyderabad** was awarding us the assignment of Green Audit of Dr. B.R Ambedkar Open University, Campus for the year 2021-22.

We are thankful to:

- Prof. K. Seetharama Rao, Vice chancellor
- Dr. A. V. N. Reddy, Registrar
- Prof. P. Madhusudhan Reddy, NAAC Coordinator
- Smt. K. Leela Laxma Reddy, President, Council for Green revolution

We are also thankful to other Staff members for helping us during the field study.

EXECUTIVE SUMMARY

After the field study & analysis, we present here with important observations made during the assignment of green audit.

1. Dr BR Ambedkar Open University, Hyderabad Energy in three forms namely: Electrical energy, diesel and LPG

2. Present Energy Consumption:

Parameter /value	Electrical Energy Consumed, kWh	LPG consumed, KG	Diesel consumed, Liters	CO ₂ Emissions, MT
Total	486373	348	1779	357.23
Maximum	42199	43.5	300	38.25
Minimum	31821	14.5	0	23.54
Average	37413	29	148.25	29.76

3. Energy Conservation Projects already installed:

- Usage of Energy Efficient LED fittings
- Usage of Maximum Day Lighting
- Installation of **2500 LPD** Solar Thermal Water Heating System

4. Usage of Renewable Energy:

- The University has installed a **2500 LPD** Solar Thermal Water Heating System.
- The Percentage of usage of Renewable Energy to Annual Energy Demand is **17.29%**.
- The reduction in CO₂ emissions due to Solar Thermal Water Heating System is **32.37 MT/Annum**.

5. Waste Management:

5.1 Solar Waste Management:

- **Segregation of waste at source & Recycling:** The recyclable waste, like paper, board etc. is segregated at source. There are separate bins for collection at various points and is disposed of for further for recycling.
- **Vermi-Composting :** The University has vermi -Composting facility & about **36.5 MT** of Vermi compost is produced in a year

5.2 E - Waste Management:

- For E - Waste Management, the University follows the Methodology, as per the Government Regulations & it is disposed of by calling the tenders

5.3 Liquid Waste Management:

- It is recommended to go for a Sewage Treatment Plant, for recycling of the liquid waste.

6. Rain Water Harvesting:

The University has already installed Rain Water Harvesting Project in three ways:

- Constructing a two bund sof storage capacity **1.2 Million Liters**
- Farm Pond
- Proper channelizing the rain water falling on the terrace of main building & Library

7. Green Innovative Practices:

- **Smoke Free & Plastic Free Campus:** At various locations in the University campus boards are displayed, for making the Campus Smoke and Plastic Free.
- **Paperless Office:** The University has adopted a Software based system with respect to almost thirteen types of various operations involved on Day-to-Day basis
- **Green Cover in the Campus:** Out of total area of **22 acres**, almost **52 acres** of area is under Green Cover. The percentage of Green Cover is more than **90%**.

8. Eco Friendly & sustainable Initiatives:

- **Participation in Unnat Bharat Abhiyan:** The University is actively participating in the Unnat Bharat Abhiyan and community development activities are undertaken under this.
- **Participation In National service Scheme:** About 1200 plus students from affiliated Learning centers have carried out many activities like Tree Plantation, Water Conservation, Road construction in the adopted villages.

9. Assumptions:

1. **1 kWh** of Electrical Energy releases **0.9 Kg** of **CO₂** into atmosphere
2. **1 Kg** of **LPG** releases **2.93 Kg** of **CO₂** into atmosphere
3. **1 Liter** of **Diese** emits **2.68 Kg** **CO₂** into atmosphere.
4. Daily working hours-**7 to 12 Nos.**
5. Annual working Days-**250 to 385 Nos.**
6. Load Factor for use of Solar Thermal Water Heating System:**50%**

10. Recommendations:

1. Install Roof Top Solar PV Plant
2. Replace 600 No's T-5 Fittings by 20 W LED Fittings
3. To sat target of reduction in use of paper by about 5 % on year-to-year basis.
4. To install a Bio Sewage Treatment Plant.


11. References:

- For calculation of CO₂ Emissions:*****
- For Energy Saved by Solar Thermal Plant:*****

Praveen
Authorized Signatory
Director, CICA
Dr. B.R. Ambedkar Open University
Hyderabad - 500033

ABBREVIATIONS

KWh	Kilo Watt Hour
kWp	Kilo Watt Peak
Kg	Kilogram
MT	Metric Ton
CO ₂	Carbon Di Oxide
LPD	Liters per Day
LPG	Liquefied Petroleum Gas
LED	Light Emitting Diode
Qty	Quantity
M	Meters
L	Length
B	Breadth
H	Height


Authorized Signatory
Director, CIQA
Dr. B.R. Ambedkar Open University
Hyderabad - 500033

CHAPTER-I

INTRODUCTION

1.1 Objectives:

1. To study present level of Energy Consumption
2. To study the present CO2 emissions
3. To study usage of Renewable Energy
4. To study Waste Management: Solid, Liquid and e-waste.
5. To study Rain Water harvesting
6. To study Green and Innovative practices.

1.1 TableNo1:GeneralDetailsoftheUniversity:

No	Head	Particulars
1	Name of Institution	Dr. B.R. Ambedkar Open University
2	Address	G Ram Reddy Marg, Masthan Nagar, CBI Colony, Jubilee Hills, Hyderabad, Telangana 500033
3	Year of Establishment	1982
4	Academic Programs Offered	200 Plus


Authorized Signatory
Director, CIQA
Dr. B.R. Ambedkar Open University
Hyderabad - 500033

CHAPTER-II

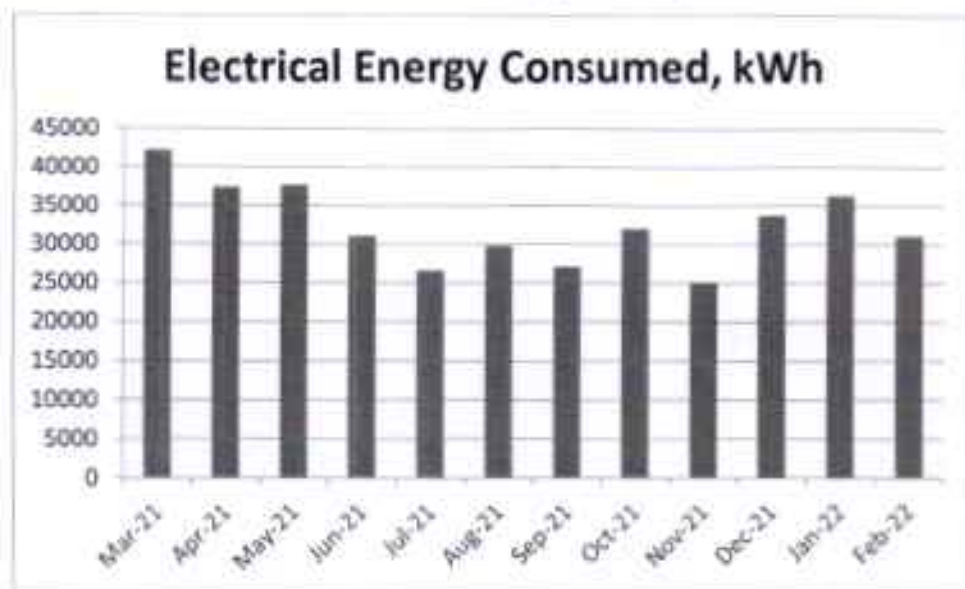
STUDY OF PRESENT ENERGY CONSUMPTION

In this Chapter, We present the analysis of last year Energy Consumption

2.1 Table No 2: Study of Electrical Energy, LPG and Diesel Consumption: 2021-22

No	Month	Electrical Energy Consumption, kWh	LPG Consumed, Kg	CO ₂ Emissions, MT
1	Mar-21	42199	43.5	38.25
2	Apr-21	37387	29	34.08
3	May-21	37640	29	34.82
4	Jun-21	31821	29	28.08
5	Jul-21	37734	43.5	24.17
6	Aug-21	38033	14.5	27.75
7	Sep-21	36659	29	24.63
8	Oct-21	38361	14.5	29.71
9	Nov-21	34227	29	23.54
10	Dec-21	33120	29	30.48
11	Jan-22	39775	14.5	33.59
12	Feb-22	42318	43.5	28.12
13	Mar-22	37099	28	24.17
14	Total	486373	348	357.23
15	Maximum	42199	43.5	38.25
16	Minimum	31821	14.5	23.54
17	Average	37413	29	29.76

2.2 To Study the Variation of Monthly Electrical Energy Consumption: Chart No: 1

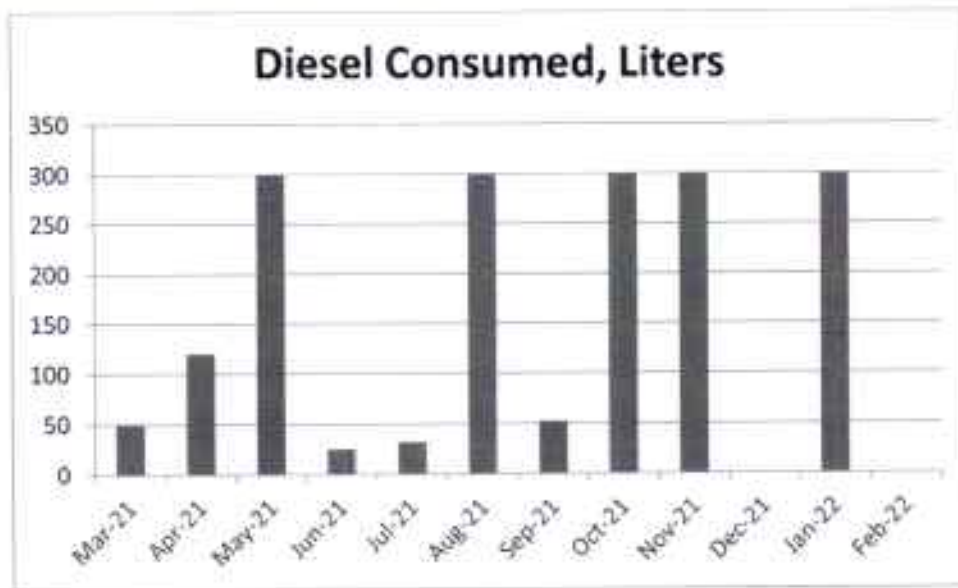


Prerna
 Authorized Signatory
 Director, CIOA
 Dr. B.R. Ambedkar Open University
 Hyderabad - 500033

2.3 Study of Month wise LPG Consumption: Chart No: 2



2.3 Study of Month wise Diesel Consumption: Chart No: 3



From the above analysis, we present following important parameters:

Table No 3: Variation in Important Parameters:

No	Parameter/ Value	Electrical Energy Consumed, kWh	LPG Consumed, Kg	Diesel Consumed, Liters
1	Total	486373	348	1779
2	Maximum	42199	43.5	300
3	Minimum	31821	14.5	0
4	Average	37413	29	148.25

CHAPTER-III CARBON FOOTPRINTING

A Carbon Foot Print is defined as the Total Greenhouse Gas emissions, emitted due to various activities. In this we compute the emissions of Carbon-Di-Oxide, by usage of the various forms of Energy used by the University for performing its day to day activities

The University uses three forms of Energy namely: Electrical Energy for various Electrical gadgets, LPG and Diesel.

Basis for computation of CO₂ Emissions:

The basis of Calculation for CO₂ emissions due to LPG & Electrical Energy are as under

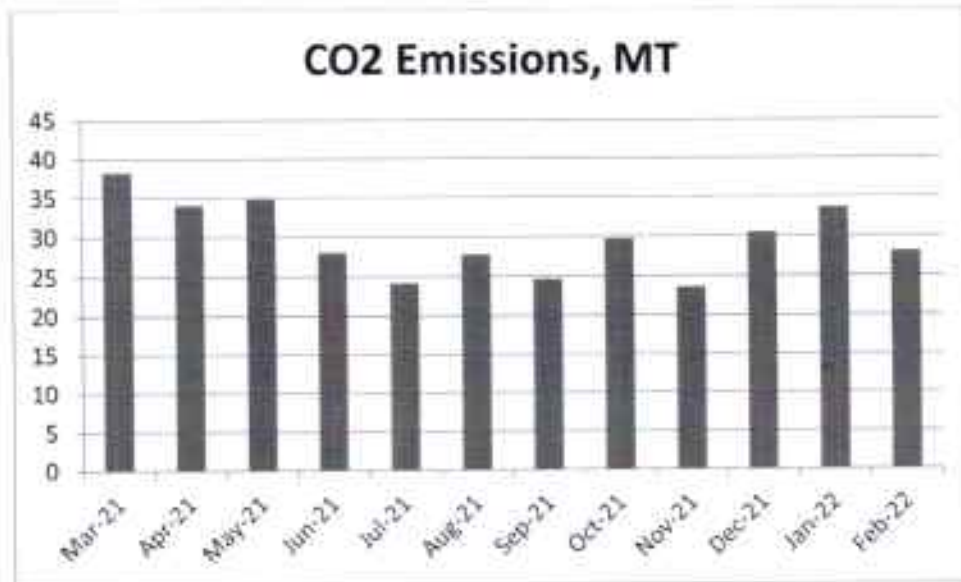
- 1 Unit (kWh) of Electrical Energy releases **0.9Kg** of CO₂ into atmosphere.
- 1 Kg of LPG releases **2.93 Kg** of CO₂ into atmosphere.
- 1 Liter of Diesel released **2.88 Kg** of CO₂ into atmosphere.

Based on the above Data we compute the CO₂ emissions which are being released in to the atmosphere by the University due to its Day to Day operations.

Table No 4: Month wise Energy Consumption & CO₂ Emissions

No	Month	Electrical Energy Consumption, kWh	LPG Consumed, Kg	Diesel Consumed, Liters	CO ₂ Emissions, MT
1	Mar-21	42199	43.5	50	38.25
2	Apr-21	37387	29	120	34.08
3	May-21	37640	29	300	34.82
4	Jun-21	31821	29	25	28.08
5	Jul-21	37734	43.5	32	24.17
6	Aug-21	38033	14.5	300	27.75
7	Sep-21	36659	29	52	24.63
8	Oct-21	38361	14.5	300	29.71
9	Nov-21	34227	29	300	23.54
10	Dec-21	33120	29	0	30.48
11	Jan-22	39775	14.5	300	33.59
12	Feb-22	42318	43.5	0	28.12
13	Mar-22	37099	28	300	24.17
14	Total	486373	348	1779	357.23
15	Maximum	42199	43.5	300	38.25
16	Minimum	31821	14.5	0	23.54
17	Average	37413	29	148.25	29.76

Representation of Month wise CO₂ Emissions: Chart No: 4



P. Sreeni
Authorized Signatory
Director, CIQA
Dr. B.R. Ambedkar Open University
Hyderabad - 500033

CHAPTER-IV

STUDY OF RENEWABLE ENERGY INITIATIVES

The University has installed Solar Thermal Water Heating System. The details of installation are as under.



Table No 5: Details of Solar Thermal Water Heating System

No	Location	Capacity in LPD
1	Gust house Building	2500
	Total	2500

Table No 6: Percentage of usage of Alternative Energy:

No	Particulars	Value	Unit
1	Energy Purchased from TSSPDCL in the Year:2021-22	452682	kWh
2	Capacity of Solar Thermal Water Heating System	2500	LPD
3	Electrical Energy Saved by 100LPD Solar Thermal System per Annum	1500	kWh
4	For Calculations, we assume the Annual Energy saved in the year:2021-22	750	kWh
5	Annual Equivalent Energy Saved by Solar Thermal System	56677	kWh
6	Total Annual Electrical Energy Requirement =(1)+(5)	509359	kWh
7	Percent of Alternate Energy to Annual Energy Requirement=(6)*100/(7)	11.25	%

Photograph of Solar Thermal Water Heating System: at Yash Inn Facility



4.4 Computation of Reduction in CO2 Emission: Table No 7

S No	Particulars	Value	Unit
1	Capacity of Solar Thermal Water Heating System	2500	LPD
2	Electrical Energy Saved by 100LPD Solar Thermal System per Annum	1500	kWh
3	For Calculations, we assume the Annual Energy saved in the year:2020-21	750	kWh
4	Annual Equivalent Energy Saved by Solar Thermal System	56677	kWh
5	1 kWh of Electrical Energy emits	0.9	Kg of CO ₂
6	Reduction in CO ₂ Emission by Solar Thermal Water Heating System	2.77	MT/Annum

CHAPTER-V

STUDY OF WASTE MANAGEMENT

5.1 Solid Waste Management

5.1.1 Recyclable Solid Waste Management

The recyclable waste, namely paper waste is segregated at the source of the generation. There are about 80plus bins for collection of waste placed at all strategic locations. This waste material is further given to Authorized Vender for further disposal & recycling.

Photograph of Waste Collection Bin:



5.1.2 Vermicomposting:

The University has almost 6 acres plantation. The University has installed a Vermi-Composting Plant and almost 100 MT of Vermi Compost is produced in this plant.

Photograph of Vermicomposting:



5.2 E-Waste management:

The E Waste Includes: PCs, Printers, Pen drives, CDs etc.

For E-Waste management, the University follows the Methodology, as per the Government

Regulations & it is disposed of by calling the tenders, as per the Regulations.

CHAPTER-VI

STUDY OF RAIN WATER HARVESTING

The University has already implemented the Rain Water Harvesting Project by two ways.

Namely: Farm Pond and collecting the rain water from terrace

6.1 Construction of Water Ponds

The Dimensions of the Bund area: L=350m*B=15m*H=5m


The total 3 Water Storage Capacity is about **1.4 Million Liters.**

The ponds was constructed with cost of **Rs.1.5Lakhs**


The water from these ponds is used for watering the plants and for the domestic use. Only

Drinking water is purchased from the HMWSSB.


Photograph of Constructed water ponds :



Prerna
Authorized Signatory
Director, C/OA
Dr. B.R. Ambedkar Open University
Hyderabad - 500033



Photograph of natural water ponds :




Pranay
Authorized Signatory
Director, CIOA
Dr B.R. Ambedkar Open University
Hyderabad - 500033

6.2 Farm Pond:

The University has a farm pond which can store approximately 1.4 million liters of Water. This Farm Pond has helped the nearby farmers, as the underground water level has increased substantially due to this farm pond.

Photograph of Farm Pond:



6.3 Rain Water Harvesting from Terrace at Main Building:

The University has laid pipes to collect the Rain Water collected on the terrace of the University buildings. Separate water channels are built to further store this collected Water to ponds.

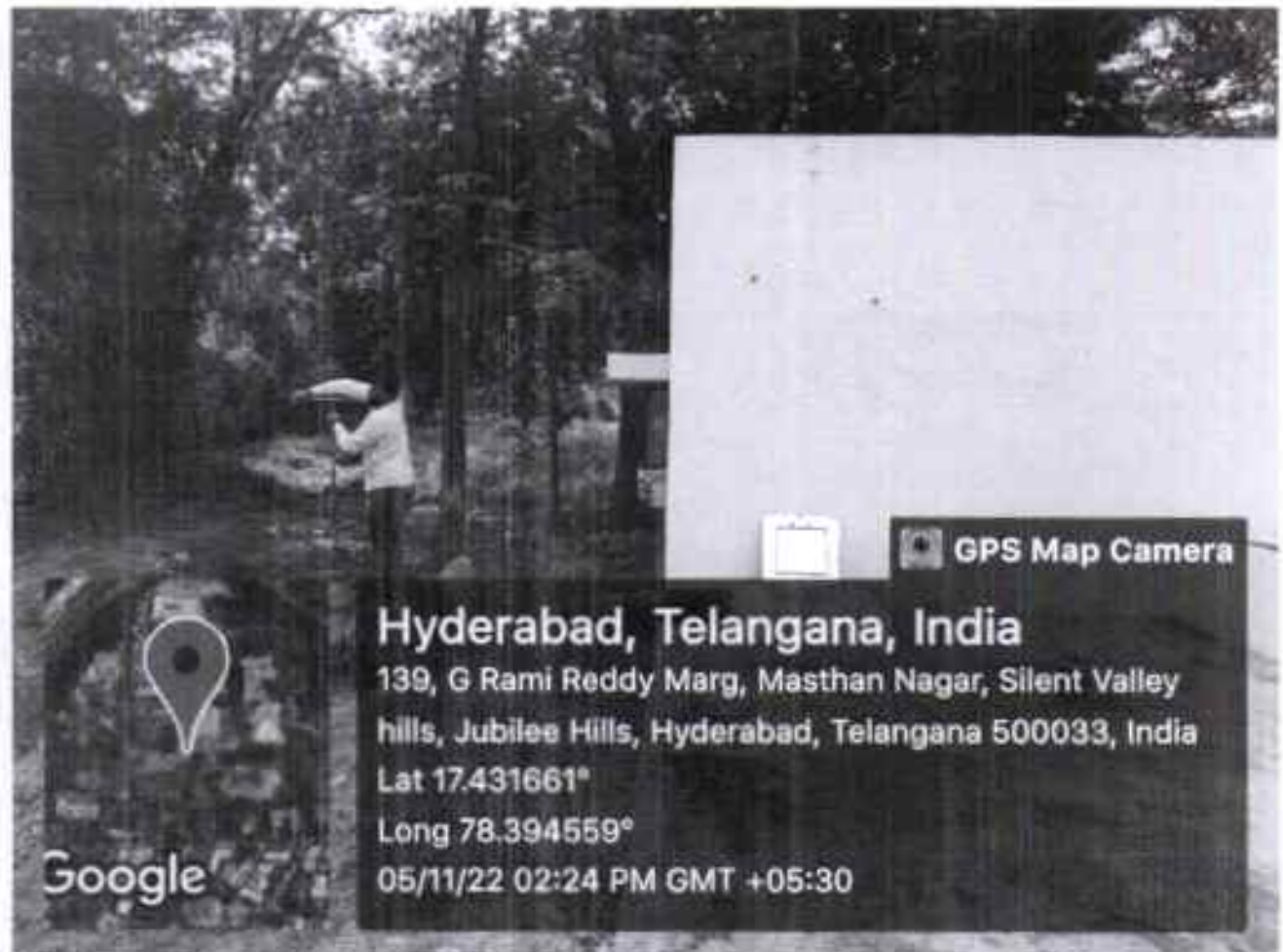
Photograph of Rain Water Collecting Pipe from Terrace:



6.4 Rain Water Harvesting from Terrace at Library Building:

The University has laid pipes to collect the Rain Water collected on the terrace of the Library building. This water is stored and in turn used for maintaining Lawn within the premises.

Photograph of Drinking water is purchased from the HMWSSB.



Praveen
Authorized Signatory
Director, CIOA
Dr. B.R. Ambedkar Open University
Hyderabad - 500033

CHAPTER-VII

STUDY OF GREEN AND INNOVATIVE PRACTICES

7.1 Smoke Free Campus:

The entire campus is smoke free at common places boards are displayed appealing to keep the campus Smoke Free.


Photograph of Smoke Free Campus display board: Need the photo:



7.2 Plastic Free Campus:

The University is taking strict measures to keep the campus Plastic Free. At prominent places, boards are displayed to keep the campus Plastic Free.


Photograph of Display board displaying Plastic Free campus at the main entrance:



7.3 Pedestrian Friendly Roads:

The University has well maintained roads as to facilitate the easy movement of the commuters within the campus.

Photograph of Internal Roads in the campus:



7.4 Paperless Office:

The University is taking various measures to make the Day-to-day operations Paper less. There about Thirteen sections/operations wherein software based solutions are adopted are:

- E-Books Down load
- YCMOU Regional Centers
- Finance
- Admission
- Results
- Migration
- Grievances
- Scanned copy of Marks list to name a few
- Revaluation of Answer Book
- E-Tenders


P. Srinivas
Authorized Signatory
Director, CIQA
Dr. B. R. Ambedkar Open University
Hyderabad - 500033

7.5 Plantation in the Campus:

7.5.1 Miyawaki and Medicinal Garden:

The Council for Green Revolution, United Way of Hyderabad and H&R Block India Pvt Ltd organization are implemented Plantation programs in the campus. They were planted miyawaki and herbal gardens in the university High density plantation micro irrigation system low cost technologies etc.

Photograph of Plantation in the campus:



7.5.2 Landscaping of the Campus:

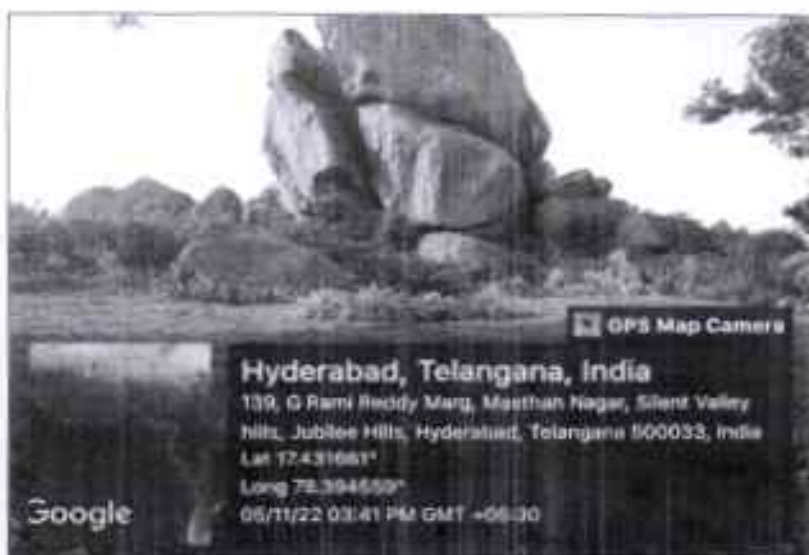

A **landscape** is the visible features of an area of land, its landforms, and how they integrate with natural or man-made features. The character of a **landscape** helps define the self-image of the people who inhabit it and a sense of place that differentiates one region from other regions.

A comprehensive, sustainable **landscape** design typically addresses a series of **goals**: protecting the site and surrounding land and ecosystems — soil, water, and wildlife; reducing water use; limiting pesticide

use; using plants and materials from local sources; minimizing mowing requirements; ensuring the health. The principles are the fundamental concepts of composition-proportion, order, **repetition**, and unity—that serve as guidelines to arrange or organize the features to create an aesthetically pleasing or beautiful landscape.

The University campus is spread over 150 Acres of land and is located near Gangapur Dam. Since 1989 beautification of university campus is on till date. The Landscaping is approximately done on 20 Acres of total land.

Photograph of Landscaped Garden in the campus:




P. Hemu
Authorized Signatory
Director, CQA
Dr. B.R. Ambedkar Open University
Hyderabad - 500033

7.5.3 Maintenance of Natural Forest Area:

In 1991 for development of green campus initially various forestry species plants were planted on an area of **22 acres**. Regular watering and fertilizers were applied to the plants. Wall fencing is done for the total area to protect the plantation from stray animals and also from cutting the trees for firewood by humans, at actual now total plantation has survived and fully grown. There is an increase 25 percent of plant population which ere naturally germinated and survived.

Photograph of Natural within the campus:



7.5.4 Planting of Ornamental Plants:

For beatification of our university campus we have taken initiative in which the University planted many species of ornamental plants at various sites in the campus.


Photograph of Ornamental Plantation:



7.5.7 Green Cover in the Campus:

Out of a total area of 22 Acres, almost 54Acres of Land is under, while 3 Acres under the plantation. More than 90% of total area is Green

Photograph of Green Cover in the Campus:



7.6 Participation SWACHH BHARATH ABHIYAN:

The University is an active participant in the Government of India's most prestigious project of SWACHH BHARATH ABHIYAN.

The important highlights under this Program are.

- The campus is SWACHHA from inside: Has adequate number of Toilets, The Hostel facilities are cleanly maintained, The Water supply is sufficient & the cooking equipment are modern & efficient
- There are ample numbers of Garbage Bins and the collection of garbage is on Daily basis.
- The Garden Waste is composted by **Vermi-Composting** route
- The Kitchen waste is used for generating Bio Gas in a Bio Gas Plant
- Swachhta Lectures are held annually
- To promote the **Swachhta Abhiyan** the University has adopted Ghanshe Village, of population 200 & the Village is **Open Defecation Free (ODF)**

CHAPTER-VIII

STUDY OF ECO FRIENDLY & SUSTAINABLE INITIATIVES

In this Chapter, we discuss the various Eco Friendly and Sustainable Initiatives undertaken by the University.

8.1 Participation in Unnat Bharat Abhiyan:

Under this Program, the following activities are taken in the adopted Village:
Disseminating the information on:

- Need & Importance of Personal Hygiene & Sanitation
- Hygiene of Water resources


8.2 Participation of Affiliated Colleges in National Service Scheme (NSS) Program:

Under the University there are about 50 Plus Learning centers. From these affiliated centers, about 1200 plus students are involved in the National Service Scheme (NSS) program.

The major activities under this Program are:

- Tree Plantation Campaign
- Water conservation

Photograph of Tree Plantation Campaign:



CHAPTER-IX RECOMMENDATIONS

It is recommended to:

1. Install Roof Top Solar PV Plant
2. Replace 600 No's T-5 Fittings by 20 W LED Fittings
3. To set target of reduction in use of paper by about 5 % on year-to-year basis.

ANNEXURE-I

LIST OF PLANTED TREES

S No	Name of the Plant	No of plants
1	Spanish Cherry	27
2	Indian elm	46
3	African tulip tree	18
4	Neem Tree	32
5	Peltophorum	87
6	Rain Tree	9
7	Portia Tree	1
8	Yellow Trumpet Tree	6
9	Eucalyptus	64
10	Wild date palm	1
11	Royal Palm	22
12	Indian Cork wood	26
13	Trumpet bush tree	11
14	Pongam tree	9
15	Teak	42
16	Cucumber Tree	2
17	Pink Trumpet Tree	7
18	Peepal	5
19	Lebbek Tree	9
20	Indian Black Berry	4
21	Indian almond Tree	17
22	Silver Oak	12
23	Ashoka	32
24	Palmyra alstonia	24
25	Mahua Butter Tree	5
26	Leguminosae	27
27	Wild Indian Almond	7
28	Tamarind	6
29	Mango	27
30	Indian Sissoo	13
31	Bamboo	22
32	Manila Tamarind Tree	8
33	Common Fig	2
34	Ficusbenjamina	2
35	Banyan Tree	2
36	Temple Tree	16
37	Illintha	32
38	Subhabul	1080
39	Jujubi	6
40	Pala Kodesha	7
41	Thunki	11
42	Kanchanam	6
43	Naringhi	21
44	NallaThumma	2

Prerna
Authorized Signatory
Director, CIQA
Dr. B.R. Ambedkar Open University
Hyderabad - 500033